

Filterfan PF 22.000 Exhaust filter PFA 20.000



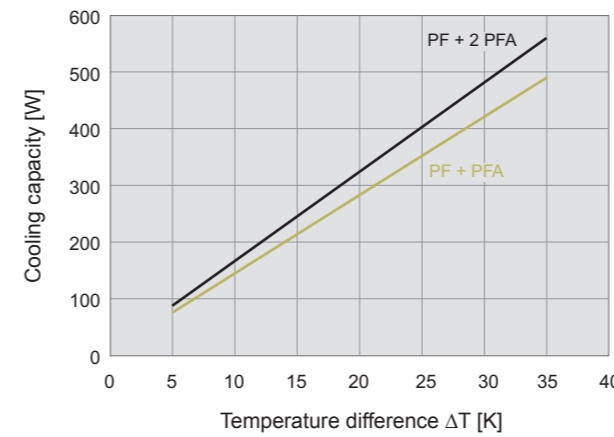
- installation size 2, air flow rate up to 70 m³/h
- system of protection IP 54 and IP 55, NEMA type 12
- UL, cUL approval
- UV-resistance (IP 55 version)
- cut-out compatible with installation size 2 from the 3rd Generation

Data		PF 22.000					Unit
Article number	IP 54	11622101055	11622151055	11622851055	11622801055	11622701055	
	IP 55	11622103055	11622153055	11622853055	11622803055	11622703055	
Rated voltage ± 10 %	AC 50 Hz / 60 Hz			DC			V
		230	115	12	24	48	
Unimpeded airflow	IP 54	61 / 70					m³/h
	IP 55	56 / 64					
Airflow rate in combination (PF + PFA 20.000)	IP 54	44 / 52					
	IP 55	40 / 46					
Power consumption		19 / 18	20 / 20	5	5	5	W
Current consumption		0.12 / 0.18	0.24 / 0.23	0.42	0.21	0.1	A
Noise level (according to EN ISO 3741)	IP 54	44 / 44					dB (A)
	IP 55	44					
Weight		0.7			0.44		kg
Type of connection		terminal strip		cable, 2-core, length 310 mm			
Fuse		6					A
System of protection according to EN 60529 / UL 50	IP 54	NEMA type 12 - standard filter					
	IP 55	NEMA type 12 - fluted filter					
Filtration efficiency	IP 54	88					%
	IP 55	91					
Filter mat quality class according to EN 779	IP 54	G 3					
	IP 55	G 4					
Duty cycle		100					%
Bearing type		sleeve bearing			ball bearing		
Service life L ₁₀ (+ 40 °C) ¹		37500	40000	62500			h
Temperature range		- 15 ... + 55 / + 5 ... + 131					°C / °F
Design (housing and protection against accidental contact)	IP 54	made of injection-moulded thermoplastic, self-extinguishing, UL 94 VO					
	IP 55	additional: UV-resistant					
Colour		RAL 7035, different colours available on request					
Accessories		Piece	Article number			Information on page	
Exhaust filter PFA 20.000	IP 54	1	11720001055			170	
	IP 55	1	11720003055			170	
Thermostat		1	17121000000			186/188	

¹ fan failure is defined as being when the current and speed deviate or the operating noises are out of the ordinary
Approvals see page 129

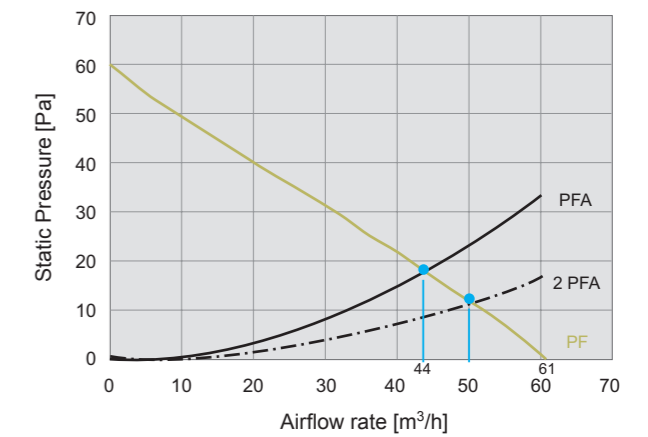
Cooling capacity performance curves

PF 22.000 IP 54

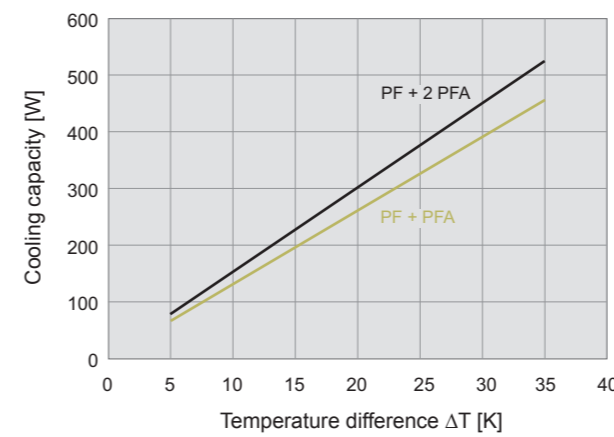


Static pressure performance curves

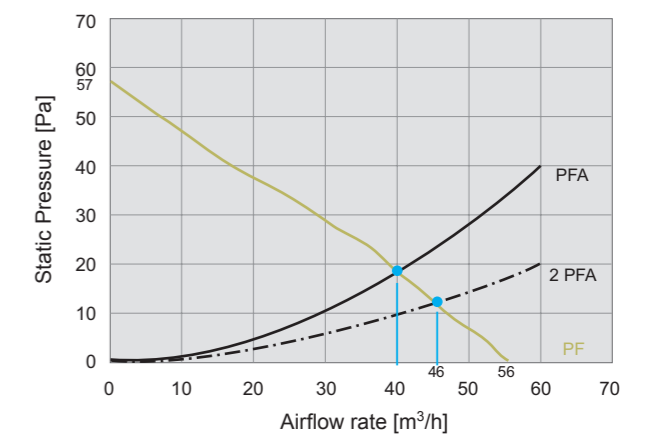
PF 22.000 IP 54



PF 22.000 IP 55



PF 22.000 IP 55



Dimensions

mm	PF 22.000		PFA 20.000
	AC	DC	
X	145	145	145
Y	145	145	145
Z1	5	5	5
Z2	70	64	26
A ¹	125	125	125
B ¹	125	125	125

¹ for material thicknesses up to 2 mm
+ 1 mm for thickness of material > 2 mm ≤ 3 mm

