

BFW-PIR90

Passive infrared detector (PIR)

Detects movement by e.g. a person

Indoor applications

Operating distance: Max. 6 m

Operating angle: 90°

Walk test: LED indication

Channel coding by BGP-COD-BAT

Supplied by smart-house



GENERAL SPECIFICATIONS

Channel coding	By BGP-COD-BAT and special cable: GAP-TPH-CAB
No. of channels	1
Enclosure	LKNES FUGA Mechanics
Environment	
Degree of protection	IP 20
Pollution degree	3 (IEC 60664)
Operating temperature	0° to +50°C (+32° to +122°F)
Storage temperature	-20° to +70°C (-4° to +158°F)
Humidity (non condensing)	20 - 80%

Weight	50 g
Dimensions	
FUGA (WxHxD)	50 x 50 x 30 mm (including frame)
Connection	Screw terminals
Max. wire in terminals	4 x 0.75 mm ²
Terminal D+	Signal
Terminal D-	GND
Power-on delay	Typ. 10 s

INPUT/OUTPUT SPECIFICATIONS

Inputs	PIR on I/O 1
Lens	Dual detecting zones
Segments	9
Levels	3
Angle	90°
Operating distance	≤ 6 m (see radiation diagram)

Wave length	7 to 14 μm
Input detection speed	0.5 to 5 pulses/s
Output	
LED output	Red LED on I/O 2

SUPPLY SPECIFICATIONS

Power supply	Supplied by smart-house
Consumption	
Activated	< 2.6 mA
Activated (LED ON)	< 3.5 mA

TYPE SELECTION

Supply	By smart-house	Ordering no.	BFW-PIR90
Frame not included			

MODE OF OPERATION

BFW-PIR90 is a 1-channel monostable transmitter with a PIR detector, which operates by means of a dual-element detector.

The transmitter is activated if the temperature suddenly changes (most often it will be heat radiation from a person) in relation to the background radiation. Consequently, the transmitter can be used for ON/OFF switching of lighting, air conditioning etc. If a person moves within a detection zone, BFW-PIR90 is activated.

The PIR detector is designed for mounting at a standard switch height.

Slow movements between zones resulting in a detection speed of less than 0.5 pulses/sec will not be detected. Nor will rapid movements resulting in a detection speed of more than 5 pulses/sec be detected. As BFW-PIR90 is a passive device, several detectors can be placed in the same room without interfering with each other.

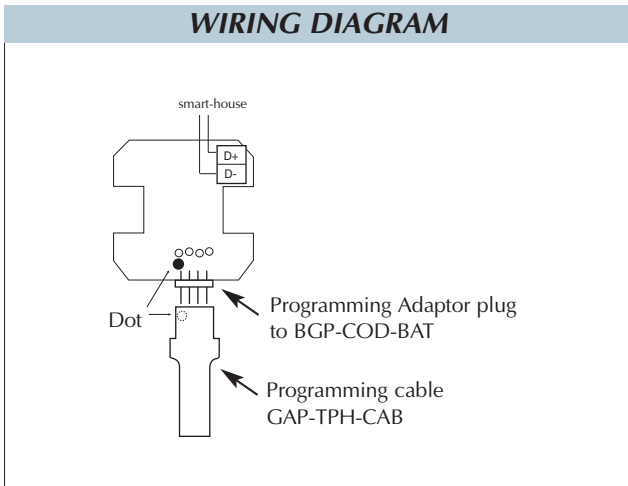
Walk test: The LED responds to any channel coded on I/O 2.

If the LED is coded to the same channel as the PIR input on I/O 1, the transmission follows the LED. The LED turns ON when the PIR is activated.

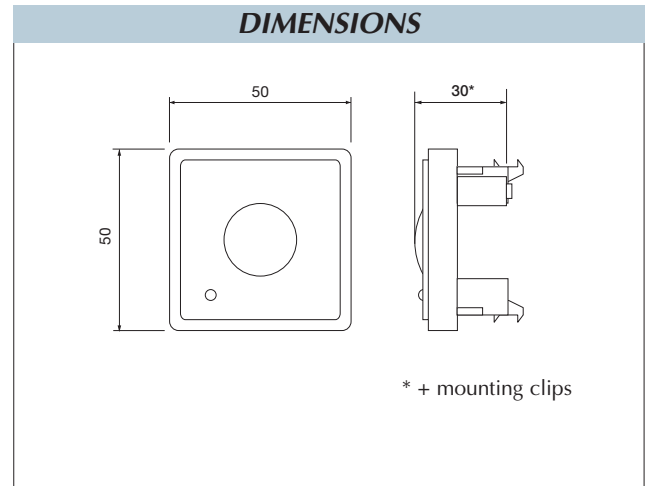
The module should not be installed as follows:

- Outdoors.
- In places exposed either to sunlight or to motor vehicle headlights pointing directly at the sensor.
- In places exposed to direct air flow from a heater or air conditioner.
- In places where rapid temperature changes occur.
- In places exposed to severe vibration.
- Close to glass or other objects which might reflect the infrared radiation.
- For burglar detection.

WIRING DIAGRAM

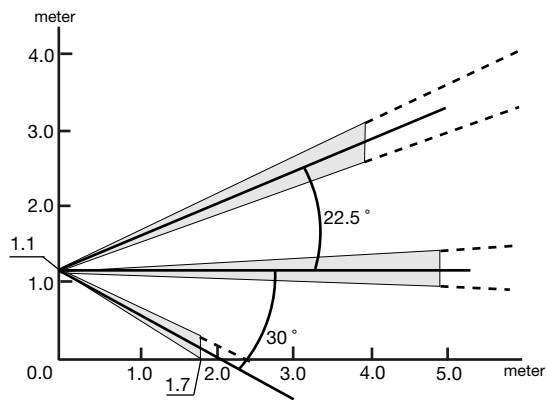


DIMENSIONS

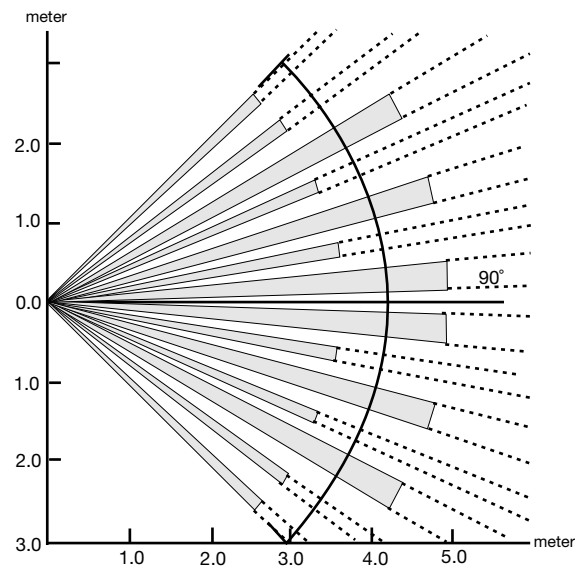


RADIATION DIAGRAMS

Coverage and placing



Lens characteristic



ACCESSORIES

Programming cable to BGP-COD-BAT	GAP-TPH-CAB
Frame Baseline	White 40417
	Grey 40414
	Charcoal Grey 40430-1